


HOW TO USE RECTAL DIAZEPAM


Diazepam 5 mg/2.5 mL (Stesolid®) Enema

Patient Information Leaflet

This leaflet illustrates the proper technique of using Rectal Diazepam.



- 

Rectal Diazepam





 - 1 tube = 5 mg
 - ½ tube = 2.5 mg
- 

only half of the length of the nozzle

If your child is:

 - **Less than or equal to 3 years old**, insert only **half of the nozzle** into the anus.
 - **More than 3 years old**, insert the entire nozzle into the anus.
- 
 - Twist and remove the cap from the nozzle of the Rectal Diazepam tube.
- 

only half of the contents

 - If your neurologist has prescribed only **half of the contents** (2.5 mg) for your child, squirt and remove half of the content **before** inserting the nozzle into the anus.
- 
 - Lay the child on his side.
- 
 - Insert the nozzle into the anus and squeeze the content of the tube in.
- 
 - Remove the tube **without releasing the pressure** to prevent the medication from being sucked back into the tube.
 - Hold the buttocks together for 3 - 4 minutes to prevent leakage.
- 
 - **Do not** administer more than the prescribed dose of Rectal Diazepam at any one time.


SingHealth

Version 1

Last Review: 14/10/2017

Produced by Department of Pharmacy (taken from the KKH Epilepsy Action Plan)

KK Women's and Children's Hospital

PATIENTS. AT THE HEART OF ALL WE DO.®